

AN ACT

To further amend Sections 1, 2, 3, 4, 5, 6, 8 and 8A of CSL No. 13-16-05, as amended by CSL No. 13-16-11; CSL No. 13-16-17, and CSL No. 13-16-18, by appropriating the sum of \$477,195.00 or so much thereof as may be necessary from the General Fund of the State of Chuuk for the year ending September 30, 2017 and appropriating 1,040,363.00 for U.S Federal Programs, and for other purposes.”

IT IS ENACTED BY THE CHUUK STATE LEGISLATURE:

1 “Section 1. Amendment. Section 1 of CSL No. 13-16-05, as amended by CSL No.
2 13-16-11 ; CSL No. 13-16-17, and CSL No. 13-16-18 is hereby amended to read as
3 follows:

4 "Section 1. Budget for the State. There is hereby enacted a Chuuk State Budget for
5 the internal operation of the Executive, Legislative, and Judiciary branches of the Chuuk
6 State Government, State Public Auditor Office, State Boards, Commissions, Authorities,
7 Agencies, Bureaus and other Programs, pursuant to the Authority vested in the Legislature
8 by article VIII, Section 4 of the State of Chuuk Constitution.

9 (a) Anticipated Revenues: The state anticipates the following revenues as
10 projected and available for appropriation for the fiscal year ending
11 September 30, 2017.

12 (1) Compact Sectorial Grants

13	a)	Education	\$ 10,696,170
14		b) SEG	\$ 4,014,878
15	b)	Health Sector	\$ 9,720,124
16	c)	Public Infrastructure	\$ 10,621,086
17	d)	Capacity Building	\$ 838,253
18	e)	Private Sector	\$ 428,835
19	f)	Environment	\$ 695,233
20	g)	IRA (7 th Sector)	\$ 674,738
21	h)	Prior Year Unallocated	\$ 5,266,976

1	(2) Local Revenues	\$	8,641,211
2	(3) Other U.S. Federal	\$	2,418,113.98
3	(4) Other Non U.S. Federal	\$	57,836.64
4	Total Projections	\$	54,073,451.98

5 (b) Definition. When use in this act, the phrases:

6 (1) "Agency" mean any agency, commission, authority, board,
 7 bureaus or the organization of Chuuk State Government as
 8 established by law and not specifically part of one of the three
 9 branches of the Chuuk State Government.

10 (2) "Appropriation" refers to a law enacted by Chuuk State
 11 Legislature which authorizes Chuuk State Government to incur
 12 obligations and to make payment out of the Chuuk State
 13 Treasury in accordance with the Constitution of the State of
 14 Chuuk.

15 (3) "Compact" refers to the Compact of Free Association, as
 16 amended, and its related agreements entered into between the
 17 Government of the Federated States of Micronesia and the
 18 Government of the United States and as Enacted as United
 19 States Public Law No. 108-188.

20 (4) "Departments" refers to any departments and offices as
 21 prescribed in the Organization Act of 2004, as amended.

22 (5) "Fiscal Procedure Agreement" means the Agreement concerning
 23 procedures for the implementation of the United States
 24 Economic Assistance Provided in the Compact of Free
 25 Association, as amended between the Government of the
 26 Federated States of Micronesia and the Government of the
 27 United States of America.

1 (6) "Fiscal Year" refers to each one-year period beginning October
 2 1, and ending on the next following September 30. Each Fiscal
 3 Year shall be designated by number of the calendar year in
 4 which such Fiscal Year ends.

5 (7) "Governor" means the Governor of the State of Chuuk.

6 (8) "Internal Operations" means the internal operations of the
 7 Executive, Legislative and Judiciary Branches of the Chuuk
 8 State Government, State Boards, Commissions, Authorities and
 9 other programs.

10 Section 2. Amendment. Section 2 of CSL No. 13-16-05, as amended by CSL No.
 11 13-16-11 ; CSL No. 13-16-17 and 13-16-18 is hereby amended to read as follows:

12 "Section 2. Appropriation. The Legislature hereby authorized for appropriations of
 13 the sum of \$54,073,451.98, or so much thereof, to fund the internal operations of the
 14 Chuuk State Government for fiscal year ending September 30, 2017 provided, however
 15 that the amount authorized and appropriated may be adjusted by a later duly enacted
 16 statutes, if warranted by the state's economic and financial condition. The funds deriving
 17 from the Compact Sectorial Grants are herein authorized and appropriated subject to the
 18 conditions and requirements imposed on the uses and allocations of such fund or funds as
 19 prescribed by Fiscal Procedure Agreement and such relevant Grant Awards.

20 Section 3. Amendment. Section 3 of CSL No. 13-16-05, as amended by CSL No.
 21 13-16-11 ; CSL No. 13-16-17, and CSL No. 13-16-18 is hereby amended to read as
 22 follows:

23 "Section 3. Operating Expenses of the Executive Branch. The sum of \$28,765,669
 24 or so much thereof as may be necessary, is hereby appropriated from the General Fund of
 25 the State for the fiscal year ending September 30, 2017, for the purpose of funding the
 26 internal operations of the Executive Branch of the Chuuk State Government. The
 27 Governor shall be the allottee of these funds. These funds shall be apportioned as follows:

28

1	EXECUTIVE	COMPACT	LOCAL	TOTAL
2	A. HEALTH SERVICES			
3	1. Personnel	4,445,741	-0-	4,445,741
4	2. Travel	139,405	-0-	139,405
5	3. All Others			
6	i. Contr Serv.	1,002,218		1,002,218
7	ii. OCE	3,938,307	-0-	3,938,307
8	iii. Fixed Asst.	194,453	-0-	194,453
9	Sub-Total	9,720,124		9,720,124
10	B. EDUCATION			
11	1. Personnel	7,237,540		7,237,540
12	2. Travel	157,201	-0-	157,201
13	3. All Others			
14	i. Contr Serv.	3,069,047		3,069,047
15	ii. OCE	3,307,558		3,307,558
16	iii. Fixed Assets	368,634	-0-	368,634
17	Sub-Total	14,139,980	-0-	14,139,980
18	C. DEPARTMENT OF ADMINISTRATIVE SERVICES			
19	1. Personnel	470,494	355,352	825,846
20	2. Travel	21,970	14,221	36,191
21	3. All Others			
22	i. Contr Serv.	77,100	147,600	224,700
23	ii. OCE	105,174	45,502	150,676
24	iii. Fixed Asset	-0-	6,500	6,500

1	Sub-Total	674,738	569,175	1,243,913
2	D. MARINE RESOURCES			
3	1. Personnel	136,507	13,500	150,007
4	2. Travel	3,500	-0-	3,500
5	3. All Others			
6	i. Contr Serv.	15,000	-0-	15,000
7	ii. OCE	31,000	-0-	31,000
8	iii. Fixed Assets	-0-	-0-	-0-
9	Sub-Total	186,007	13,500	199,507
10	E. AGRICULTURE			
11	1. Personnel	202,937	-0-	202,937
12	2. Travel	27,000	-0-	27,000
13	3. All Others			
14	i. Contr Serv.	20,000	-0-	20,000
15	ii. OCE	32,480	-0-	32,480
16	iii. Fixed Assets	7,800	-0-	7,800
17	Sub-Total	290,217	-0-	290,217
18	F. PUBLIC SAFETY			
19	1. Personnel	-0-	750,470	750,470
20	2. Travel	-0-	3,345	3,345
21	3. All Others			
22	i. Contr Serv.	-0-	78,270	78,270
23	ii. OCE	-0-	94,891	94,891
24	iii. Fixed Assets	-0-	17,000	17,000

1	<i>Sub-Total</i>	-0-	943,976	943,976
2	G. TRANSPORTATION AND PUBLIC WORKS			
3	1. Personnel	-0-	640,999.39	640,999.39
4	2. Travel	-0-	31,745	31,745
5	3. All Others			
6	i. Contr. Serv.	-0-	-0-	-0-
7	ii. OCE	-0-	260,100	260,100
8	iii. Fixed Assets	-0-	23,316	23,316
9	<i>Sub-Total</i>	-0-	962,160.39	962,160.39
10	H. GOVERNOR'S OFFICE			
11	1. Personnel	-0-	196,354	196,354
12	2. Travel	-0-	45,000	45,000
13	3. All Others			
14	i. Contractual Serv.	-0-	149,375	149,375
15	ii. OCE	-0-	73,250	73,250
16	iii. Fixed Assets	-0-	60,000	60,000
17	<i>Sub-Total</i>	-0-	523,979	523,979
18	I. ATTORNEY GENERAL			
19	1. Personnel	-0-	177,433	177,433
20	2. Travel	-0-	16,000	16,000
21	3. All Others			
22	i. Contr Serv.	-0-	21,380	21,380
23	ii. OCE	-0-	27,000	27,000
24	iii. Fixed Assets	-0-	-0-	-0-
25	<i>Sub-Total</i>	-0-	241,813	241,813
26	J. PROJECT MANAGEMENT OFFICE (PMO).			

1	1. Personnel	90,650	-0-	90,650
2	2. Travel	20,000	-0-	20,000
3	3. All Others			
4	i. Contr Serv.	199,000	-0-	199,000
5	ii. OCE	59,000	-0-	59,000
6	iii. Fixed Assets	131,350	-0-	131,350
7	Sub-Total	500,000	-0-	500,000
8	Total Executive Branch	\$25,511,066	\$3,254,603	\$28,765,669

9 Section 4. Amendment. Section 4 of CSL No. 13-16-05, as amended by CSL No.
 10 13-16-11 ; CSL No. 13-16-17, and CSL No. 13-16-18 is hereby amended to read as
 11 follows:

12 "Section 4. Operating Expenses of the Legislative Branch. The sum of \$2,594,242
 13 or so much thereof as may be necessary, is hereby appropriated from the General Fund of
 14 the State for the Fiscal year ending September 30, 2017, for the purpose of funding the
 15 operation of the Legislative Branch of the Chuuk State Government. The President and the
 16 Speaker shall be the allottee of the funds. The funds shall be apportioned as follows:

17	LEGISLATIVE	COMPACT	LOCAL	TOTAL
18	1. Personnel	-0-	1,741,892	1,741,892
19	2. Travel	-0-	284,275	284,275
20	3. All Others			
21	i. Contr Serv.	-0-	303,600	303,600
22	ii. OCE	-0-	169,098	169,098
23	iii. Fixed Assets	-0-	95,377	95,377
24	Sub-Total	-0-	2,594,242	2,594,242

25 Section 5. Amendment. Section 5 of CSL No. 13-16-05, as amended by CSL
 26 No.13-16-11; CSL No. 13-16-17 and CSL No. 13-16-18, is hereby amended to
 27 read as follows:

1 "Section 5. Operating Expenses of the Judiciary Branch. The sum of \$619,968 or so
 2 much thereof as may be necessary, is hereby appropriated from the General Fund of the
 3 State for the fiscal year ending September 30, 2017, for the purpose of funding the
 4 operation of the Judiciary Branch of the Chuuk State Government. The Chief Justice shall
 5 be the allottee of the funds. The funds shall be apportioned as follows:

6 JUDICIARY	7 COMPACT	8 LOCAL	9 TOTAL
10 1. Personnel	-0-	485,594	485,594
11 2. Travel	-0-	12,519	12,519
12 3. All Others			
13 i. Contr Serv.	-0-	29,355	29,355
14 ii. OCE	-0-	62,500	62,500
15 iii. Fixed Assets	-0-	30,000	30,000
16 Sub-Total	-0-	619,968	619,968

17 Section 6. Amendment. Section 6 . of CSL No. 13-16-05, as amended by CSL No.
 18 13-16-11; CSL No. 13-16-17 and CSL No. 13-16-18 is hereby amended to read as
 19 follows:

20 "Section 6. Operation Expense of the Public Auditor. The sum of \$283,897 or so
 21 much thereof as may be necessary, is hereby appropriated from the General Fund of the
 22 State for the period ending September 30, 2017, for the purpose of funding the operational
 23 expenses of the Public Auditor of the Chuuk State Government. The Governor shall be the
 24 allottee of these funds. These funds shall be apportioned as follows:

25 PUBLIC AUDITOR	26 COMPACT	27 LOCAL	28 TOTAL
29 1. Personnel	194,964	-0-	194,964
30 2. Travel	10,750	-0-	10750
3. All Others:			
i. Contr. Serv.	43,143	-0-	43,143
ii. OCE	29,000	5,000	34,000
iii. Fixed Assets	1,000	-0-	1,000
Sub Total	\$278,897	5,000	\$283,897"

1 Section 6. Amendment. Section 8 of CSL No. 13-16-05, as amended by CSL No. 13-
 2 16-11 ; CSL No. 13-16-17, and CSL No. 13-16-18 is hereby amended to read as follows:

3 "Section 8. Operating Expenses of Other Programs/Grants. The sum of \$17,444,089
 4 or so much thereof as may be necessary, is hereby appropriated from the General Fund of
 5 the State for the fiscal year ending September 30, 2017, for the purpose of funding the
 6 operational expenses of Other State Programs. The Governor shall be the allottee of
 7 these funds. The funds shall be apportioned as follows:

8	ACTIVITIES	COMPACT	LOCAL	TOTAL
9	A. Municipal Operation			
10	1. Personnel	-0-	-0-	-0-
11	2. Travel	-0-	-0-	-0-
12	3. All Others			
13	i. Contr Serv.	-0-	-0-	0-
14	ii. OCE	-0-	420,000	420,000
15	iii. Fixed Assets	-0-	-0-	-0-
16	Sub-Total	-0-	420,000	420,000
17	B. Non Public School			
18	1. Personnel	-0-	-0-	-0-
19	2. Travel	-0-	-0-	-0-
20	3. All Others			
21	i. Contr Serv.	-0-	-0-	-0-
22	ii. OCE	200,000	-0-	200,000
23	iii. Fixed Assets	-0-	-0-	-0-
24	Sub-Total	200,000	-0-	200,000
25	C. Rural Development			
26	1. Personnel	-0-	16,314	16,314

1	2. Travel	-0-	-0-	-0-
2	3. All Others			
3	i. Contr Serv.	-0-	-0-	-0-
4	ii. OCE	-0-	1,500	1,500
5	iii. Fixed Assets	-0-	500	500
6	Sub-Total	-0-	18,314	18,314
7	D. DAS Oversight			
8	1. Personnel	-0-	-0-	-0-
9	2. Travel	10,000	-0-	10,000
10	3. All Others			
11	i. Contr Serv.	160,000	-0-	160,000
12	ii. OCE	65,000	-0-	65,000
13	iii. Fixed Assets	-0-	-0-	-0-
14	Sub-Total	235,000	-0-	235,000
15	E. Peace Corps Office			
16	1. Personnel	-0-	-0-	-0-
17	2. Travel	-0-	-0-	-0-
18	3. All Others			
19	i. Contr Serv.	-0-	15,600	15,600
20	ii. OCE	-0-	-0-	-0-
21	iii. Fixed Assets	-0-	-0-	-0-
22	Sub-Total	-0-	15,600	15,600
23	F. SEPDIC			
24	1. Personnel	-0-	-0-	-0-

1	2. Travel	-0-	-0-	-0-
2	3. All Others			
3	i. Contr Serv.	-0-	40,725	40,725
4	ii. OCE	-0-	1,000	1,000
5	iii. Fixed Assets	-0-	1,000	1,000
6	Sub-Total	-0-	42,725	42,725
7	G. CSBDC (Small Business)			
8	1. Personnel	66,283	-0-	66,283
9	2. Travel	-0-	-0-	-0-
10	3. All Others			
11	i. Contr Serv.	27,364	-0-	27,365
12	ii. OCE	26,791	-0-	26,791
13	iii. Fixed Assets	8,000	-0-	* 8,000
14	Sub-Total	128,439	-0-	128,439
15	H. AG office Training Program			
16	1. Personnel	-0-	-0-	-0-
17	2. Travel	-0-	-0-	-0-
18	3. All Others			
19	i. Contr Serv.	-0-	-0-	-0-
20	ii. OCE	-0-	-0-	-0-
21	iii. Fixed Assets	-0-	-0-	-0-
22	Sub-Total	-0-	-0-	-0-
23	I. COM Land Grant			
24	1. Personnel	21,938	3,657	25,595

1	2. Travel	500	-0-	500
2	3. All Others			
3	i. Contr Serv.	8,500	-0-	8,500
4	ii. OCE	10,000	-0-	10,000
5	iii. Fixed Assets	3,000	-0-	3,000
6	Sub-Total	43,938	3,657	47,595
7				
8	J. IMF			
9	1. Personnel	-0-	-0-	-0-
10	2. Travel	-0-	-0-	-0-
11	3. All Others			
12	i. Contr Serv.	-0-	-0-	-0-
13	ii. OCE	-0-	-0-	-0-
14	iii. Fixed Assets	-0-	506,054	506,054
15	Sub-Total	-0-	506,054	506,054
16				
17	K. PSC			
18	1. Personnel	-0-	-0-	-0-
19	2. Travel	-0-	-0-	-0-
20	3. All Others			
21	i. Contr Serv.	-0-	-0-	-0-
22	ii. OCE	-0-	-0-	-0-
23	iii. Fixed Assets	-0-	-0-	-0-
24	Sub-Total	-0-	-0-	-0-

1				
2	L. Chuuk House			
3	1. Personnel	-0-	42,750	42,750
4	2. Travel	-0-	-0-	-0-
5	3. All Others			
6	i. Contr Serv.	-0-	12,600	12,600
7	ii. OCE	-0-	29,332	29,332
8	iii. Fixed Assets	0-	-0-	-0-
9	Sub-Total	-0-	84,682	84,682
10	M. Public Infra Grant			
11	1. Personnel	-0-	-0-	-0-
12	2. Travel	-0-	-0-	-0-
13	3. All Others			
14	i. Contr Serv.	-0-	-0-	-0-
15	ii. OCE	-0-	-0-	-0-
16	iii. Fixed Assets	10,121,086	-0-	10,121,086
17	Sub-Total	10,121,086	-0-	10,121,086
18	N. Planning & Statistics			
19	1. Personnel	-0-	-0-	-0-
20	2. Travel	-0-	-0-	-0-
21	3. All Others			
22	i. Contr Serv.	-0-	-0-	-0-
23	ii. OCE	-0-	-0-	-0-
24	iii. Fixed Assets	-0-	-0-	-0-

1	Sub-Total	-0-	-0-	-0-
2				
3	O. Chuuk State Political Status Commission			
4	1. Personnel	-0-	-0-	-0-
5	2. Travel	-0-	40,000	40,000
6	3. All Others			
7	i. Contr Serv.	-0-	80,000	80,000
8	ii. OCE	-0-	-0-	-0-
9	iii. Fixed Assets	-0-	-0-	-0-
10	Sub-Total	-0-	120,000	120,000
11	P. Overseas Development Assistance			
12	1. Personnel	-0-	36,618	36,618
13	2. Travel	-0-	4,000	4,000
14	3. All Others			
15	i. Contr Serv.	-0-	-0-	-0-
16	ii. OCE	-0-	2,000	2,000
17	iii. Fixed Assets	-0-	-0-	-0-
18	Sub-Total	-0-	42,618	42,618
19	Q. MLSC			
20	1. Personnel	-0-	-0-	-0-
21	2. Travel	-0-	-0-	-0-
22	3. All Others			
23	i. Contr Serv.	-0-	-0-	-0-
24	ii. OCE	-0-	20,000	20,000

1	iii. Fixed Assets	-0-	-0-	-0-
2	Sub-Total	-0-	20,000	20,000
3	R. Chuuk High School Science Lab			
4	1. Personnel	-0-	-0-	-0-
5	2. Travel	-0-	-0-	-0-
6	3. All Others			
7	i. Contr Serv.	-0-	-0-	-0-
8	ii. OCE	-0-	-0-	-0-
9	iii. Fixed Assets	175,000	-0-	175,000
10	Sub-Total	175,000	-0-	175,000
11	S. Chuuk High School Library			
12	1. Personnel	-0-	-0-	-0-
13	2. Travel	-0-	-0-	-0-
14	3. All Others			
15	i. Contr Serv.	-0-	-0-	-0-
16	ii. OCE	-0-	-0-	-0-
17	iii. Fixed Assets	200,000	-0-	200,000
18	Sub-Total	200,000	-0-	200,000
19	T. Chuuk High School Vocational Training Program			
20	1. Personnel	-0-	-0-	-0-
21	2. Travel	10,000	-0-	10,000
22	3. All Others			
23	i. Contr Serv.	50,000	-0-	50,000
24	ii. OCE	-0-	-0-	-0-

1	iii. Fixed Assets	100,240	-0-	100,240
2	Sub-Total	160,240	-0-	160,240
3	U. Library Support to Chuuk Schools			
4	1. Personnel	-0-	-0-	-0-
5	2. Travel	0	-0-	-0-
6	3. All Others			
7	i. Contr Serv.	65,000	-0-	65,000
8	ii. OCE	30,000	-0-	30,000
9	iii. Fixed Assets	30,000	-0-	30,000
10	Sub-Total	125,000	-0-	125,000
11	V. Professional Development Program - FonesiTufichinKae			
12	1. Personnel	-0-	-0-	-0-
13	2. Travel	-0-	-0-	-0-
14	3. All Others			
15	i. Contr Serv.	131,000	-0-	131,000
16	ii. OCE	-0-	-0-	-0-
17	iii. Fixed Assets	-0-	-0-	-0-
18	Sub-Total	131,300	-0-	131,300
19	W. Multi Age/Grade Intensive Training Program w/COM			
20	1. Personnel	-0-	-0-	-0-
21	2. Travel	127,730	-0-	127,730
22	3. All Others			
23	i. Contr Serv.	500,767	-0-	500,767
24	ii. OCE	-0-	-0-	-0-

1	iii. Fixed Assets	-0-	-0-	-0-
2	Sub-Total	628,497	-0-	628,497
3	X. Advisory Group Support and Reform Consultant			
4	1. Personnel	-0-	-0-	-0-
5	2. Travel	-0-	-0-	-0-
6	3. All Others			
7	i. Contr Serv.	504,000	-0-	540,000
8	ii. OCE	-0-	-0-	-0-
9	iii. Fixed Assets	-0-	-0-	-0-
10	Sub-Total	540,000	-0-	540,000
11	Y. Faichuk Educational Development Project			
12	1. Personnel	-0-	-0-	-0-
13	2. Travel	112,360	-0-	112,360
14	3. All Others			
15	i. Contr Serv.	1,165,134	-0-	1,165,134
16	ii. OCE	50,000	-0-	50,000
17	iii. Fixed Assets	-0-	-0-	-0-
18	Sub-Total	1,327,494	-0-	1,327,494
19	Z. Primary Health Care Reforms to Reduce Chuuk's NCD Burden			
20	1. Personnel	-0-	-0-	-0-
21	2. Travel	89,090	-0-	89,090
22	3. All Others			
23	i. Contr Serv.	472,250	-0-	472,250
24	ii. OCE	193,475	-0-	193,475

1	iii. Fixed Assets	176,330	-0-	176,330
2	Sub-Total	931,145	-0-	931,145
3	AA. State Economic Policy Development Implementation Commission			
4	1. Personnel	-0-	-0-	-0-
5	2. Travel	15,000	-0-	15,000
6	3. All Others			
7	i. Contr Serv.	87,000	-0-	87,000
8	ii. OCE	70,000	-0-	70,000
9	iii. Fixed Assets	6,000	-0-	6,000
10	Sub-Total	178,000	-0-	178,000
11	AB. CPUC Power Plant Contingency Fund			
12	1. Personnel	-0-	-0-	-0-
13	2. Travel	-0-	-0-	-0-
14	3. All Others			
15	i. Contr Serv.	-0-	-0-	-0-
16	ii. OCE	-0-	-0-	-0-
17	iii. Fixed Assets	500,000	-0-	500,000
18	Sub-Total	500,000	-0-	500,000
19	AC. CPUC Management Team			
20	1. Personnel	241,200	-0-	241,200
21	2. Travel	12,000	-0-	12,000
22	3. All Others			
23	i. Contr Serv.	-0-	-0-	-0-
24	ii. OCE	21,600	-0-	21,600

1	iii. Fixed Assets	-0-	-0-	-0-
2	Sub-Total	274,800	-0-	274,800
3	AD. DAS - Debt Relief			
4	1. Personnel	-0-	-0-	-0-
5	2. Travel	8,000	-0-	8,000
6	3. All Others			
7	i. Contr Serv.	82,000	-0-	82,000
8	ii. OCE	5,500	-0-	5,500
9	iii. Fixed Assets	-0-	-0-	-0-
10	Sub-Total	95,500	-0-	95,500
11	<u>AE. INAUGURATION</u>			
12	1. Personnel	-0-	-0-	-0-
13	2. Travel	-0-	-0-	-0-
14	3. All Others			
15	i. Contr Serv.	-0-	-0-	-0-
16	ii. OCE	-0-	50,000	50,000
17	iii. Fixed Assets	-0-	-0-	-0-
18	Sub-Total	-0-	50,000	50,000
19	<u>AF. STATE LEADERSHIP CONFERENCE</u>			
20	1. Personnel	-0-	-0-	-0-
21	2. Travel	-0-	-0-	-0-
22	3. All Others			
23	i. Contr Serv.	0-	-0-	-0-
24	ii. OCE	-0-	50,000	50,000
25	iii. Fixed Assets	-0-	-0-	-0-
26	Sub-Total	-0-	50,000	50,000
27	<u>AG. GOOD WILL GAMES</u>			
28	1. Personnel	-0-	-0-	-0-

1	2. Travel	-0-	-0-	-0-
2	3. All Others			
3	i. Contr Serv.	-0-	-0-	-0-
4	ii. OCE	-0-	50,000	50,000
5	iii. Fixed Assets	-0-	-0-	-0-
6	Sub-Total	-0-	50,000	50,000
7	<u>AH. LUMP SUMP SOCIAL SECURITY BENEFIT</u>			
8	1. Personnel	-0-	-0-	-0-
9	2. Travel	-0-	-0-	-0-
10	3. All Others			
11	i. Contr Serv.	-0-	-0-	-0-
12	ii. OCE	-0-	-0-	-0-
13	iii. Fixed Assets	-0-	-0-	-0-
14	Sub-Total	-0-	-0-	-0-
15	<u>AI. MICRONESIA YOUTH NATIONAL CONFERENCE TRAVEL</u>			
16	1. Personnel	-0-	-0-	-0-
17	2. Travel	-0-	5,000	5,000
18	3. All Others			
19	i. Contr Serv.	-0-	-0-	-0-
20	ii. OCE	-0-	-0-	-0-
21	iii. Fixed Assets	-0-	-0-	-0-
22	Sub-Total	-0-	5,000	5,000
23	TOTAL	\$15,995,439	\$1,448,650	\$17,444,089

24 Section 7. Amendment. Section 8A of CSL No. 13-16-05, as amended by CSL
 25 No. 13-16-11; CSL No. 13-16-17, and CSL No. 13-16-18 is hereby amended to read as
 26 follows:

27 “Section 8A. Operating Expenses of other US Federal Programs and Other Non
 28 U.S. Federal Programs. The of sum of \$2,418,113.98, or so much thereof as may
 29 be necessary is hereby appropriated from the General Fund of the State of Chuuk
 30 for the period ending September 30, 2017, for the purpose of funding the operating
 31 expenses of Other U.S. Federal Programs. The Governor shall be the allottee of
 32 these funds. The funds shall be apportioned as follows:

1	A. FY-16 TOBACCO CONTROL PROGRAM:			
2	1. Personnel	11,500	-0-	11,500
3				
4	2. Travel	2,025	-0-	2,025
5				
6	3. All Others			
7	i. Contr Serv.	2,000	-0-	2,000
8				
9	ii. OCE	2,000	-0-	2,000
10	iii. Fixed Assets	-0-	-0-	-0-
11	<i>Sub-Total</i>	<i>17,525</i>	<i>-0-</i>	<i>17,525</i>
12	B. FY-16 CHUUK STATE SSDI PROGRAM:			
13	1. Personnel	4,532	-0-	4,532
14	2. Travel	-0-	-0-	-0-
15	3. All Others			
16	i. Contr Serv.	-0-	-0-	-0-
17	ii. OCE	-0-	-0-	-0-
18	iii. Fixed Assets	-0-	-0-	-0-
19	<i>Sub-Total</i>	<i>4,532</i>	<i>-0-</i>	<i>4,532</i>
20	C. FY 16 CHUUK STATE HIV SURVEILLANCE PROGRAM:			
21	1. Personnel	7,477	-0-	7,477
22	2. Travel	-0-	-0-	-0-
23	3. All Others			
24	i. Contr Serv.	-0-	-0-	-0-
25	ii. OCE	-0-	-0-	-0-
26	iii. Fixed Assets	-0-	-0-	-0-
27	<i>Sub-Total</i>	<i>7,477</i>	<i>-0-</i>	<i>7,477</i>
28	D. FY 16 CHUUK STATE HIV PREVENTION PROGRAM:			
29	1. Personnel	39,457.73	-0-	39,457.73
30	2. Travel	-0-	-0-	-0-
31	3. All Others			

1	i. Contr Serv.	-0-	-0-	-0-
2	ii. OCE	-0-	-0-	-0-
3	iii. Fixed Assets	-0-	-0-	-0-
4	Sub-Total	39,457.73	-0-	39,457.73

E. FY 16 CHUUK STATE TB PREVENTION PROGRAM:

6	1. Personnel	39,032	-0-	39,032
7	2. Travel	-0-	-0-	-0-
8	3. All Others			
9	i. Contr Serv.	-0-	-0-	-0-
10	ii. OCE	-0-	-0-	-0-
11	iii. Fixed Assets	-0-	-0-	-0-
12	Sub-Total	39,032	-0-	39,032

F. FY 16 CHUUK STATE IMMUNIZATION AND VACCINES:

14	1. Personnel	6,000	-0-	6,000
15	2. Travel	-0-	-0-	-0-
16	3. All Others			
17	i. Contr Serv.	-0-	-0-	-0-
18	ii. OCE	-0-	-0-	-0-
19	iii. Fixed Assets	-0-	-0-	-0-
20	Sub-Total	6,000	-0-	6,000

G. FY 16 CHUUK STATE COMPREHENSIVE CANCER CONTROL:

22	1. Personnel	75,746	-0-	75,746
23	2. Travel	20,095	-0-	20,095
24	3. All Others			
25	i. Contr Serv.	9,905	-0-	9,905
26	ii. OCE	11,546	-0-	11,546
27	iii. Fixed Assets	-0-	-0-	-0-
28	Sub-Total	117,292	-0-	117,292

H. FY 17 UNIVERSAL NEWBORN HEARING SCREENING AND INTERVENTION (UNHSI):

31	1. Personnel	19,612	-0-	19,612
----	--------------	--------	-----	--------

1	2. Travel	-0-	-0-	-0-
2	3. All Others			
3	i. Contr Serv.	1,000	-0-	1,000
4	ii. OCE	4,000	-0-	4,000
5	iii. Fixed Assets	-0-	-0-	-0-
6	Sub-Total	24,612	-0-	24,612
7	I. FY 17 CHUUK STATE FAMILY PLANNING			
8	1. Personnel	51,070	-0-	51,707
9	2. Travel	3,850	-0-	3,850
10	3. All Others			
11	i. Contr Serv.	-0-	-0-	-0-
12	ii. OCE	9,450	-0-	9,450
13	iii. Fixed Assets	-0-	-0-	-0-
14	Sub-Total	64,370	-0-	64,370
15	J. FY 16 SPF - PES			
16	1. Personnel	-0-	-0-	-0-
17	2. Travel	-0-	-0-	-0-
18	3. All Others			
19	i. Contr Serv.	-0-	-0-	-0-
20	ii. OCE	35,000	-0-	35,000
21	iii. Fixed Assets	-0-	-0-	-0-
22	Sub-Total	35,000	-0-	35,000
23	K. Marine Resources/SPC Project			
24	1. Personnel	-0-	-0-	-0-
25	2. Travel	-0-	-0-	-0-
26	3. All Others			
27	i. Contr Serv.	-0-	-0-	-0-
28	ii. OCE	18,045	-0-	18,045
29	iii. Fixed Assets	-0-	-0-	-0-
30	Sub-Total	18,045	-0-	18,045
31	L. FY 17 SAPT (FONUENGIN DRUG FREE YOUTH)			

1 **P. FY17 TRACKING, SURVEILANCE AND INTEGRATION (TSI)**

2	1. Personnel	3,256	-0-	3,256
3	2. Travel	-0-	-0-	-0-
4	3. All Others			
5	i. Contr Serv.	-0-	-0-	-0-
6	ii. OCE	-0-	-0-	-0-
7	iii. Fixed Assets	-0-	-0-	-0-
8	<i>Sub-Total</i>	3,256	-0-	3,256

9 **Q. FY16 MATERNAL AND CHILD HEALTH SERVICES (MCHS)**

10	1. Personnel	93,359	-0-	93,359
11	2. Travel	5,000	-0-	5,000
12	3. All Others			
13	i. Contr Serv.	1,000	-0-	1,000
14	ii. OCE	10,000	-0-	10,000
15	iii. Fixed Assets	1,500	-0-	1,500
16	<i>Sub-Total</i>	110,859	-0-	110,859

17 **R. FY17 ORAL HEALTH PROGRAM**

18	1. Personnel	15,000	-0-	15,000
19	2. Travel	-0-	-0-	-0-
20	3. All Others			
21	i. Contr Serv.	-0-	-0-	-0-
22	ii. OCE	-0-	-0-	-0-
23	iii. Fixed Assets	-0-	-0-	-0-
24	<i>Sub-Total</i>	15,000	-0-	15,000

25 **S. FY17 HIV Prevention**

26	1. Personnel	23,183.00	-0-	23,183.00
27	2. Travel	1,680.00	-0-	1,680.00
28	3. All Others			
29	i. Contr. Serv.	400.00	-0-	400.00
30	ii. OCE	662.50	-0-	662.50
31	iii. Fixed Assets	-0-	-0-	-0-

1	<i>Sub-Total</i>	<i>25,925.50</i>	<i>-0-</i>	<i>25,925.50</i>
2	T. FY17 HIV Surveillance			
3	1. Personnel	4,612.00	-0-	4,612.00
4	2. Travel	-0-	-0-	-0-
5	3. All Others			
6	i. Contr. Serv.	-0-	-0-	-0-
7	ii. OCE	-0-	-0-	-0-
8	iii. Fixed Assets	-0-	-0-	-0-
9	<i>Sub-Total</i>	<i>4,612.00</i>	<i>-0-</i>	<i>4,612.00</i>
10	U. FY17 STD Prevention			
11	1. Personnel	4,527.50	-0-	4,527.50
12	2. Travel	600.00	-0-	600.00
13	3. All Others			
14	i. Contr. Serv.	-0-	-0-	-0-
15	ii. OCE	700.50	-0-	700.50
16	iii. Fixed Assets	-0-	-0-	-0-
17	<i>Sub-Total</i>	<i>5,828.00</i>	<i>-0-</i>	<i>5,828.00</i>
18	V. FY17 TB Prevention			
19	1. Personnel	39,343.00	-0-	39,343.00
20	2. Travel	7,710.00	-0-	7,710.00
21	3. All Others			
22	i. Contr. Serv.	-0-	-0-	-0-
23	ii. OCE	4,883.50	-0-	4,883.50
24	iii. Fixed Assets	-0-	-0-	-0-
25	<i>Sub-Total</i>	<i>51,936.50</i>	<i>-0-</i>	<i>51,936.50</i>
26	W. HIV/TB Integrated Program			
27	1. Personnel	39,791.64	-0-	39,791.64
28	2. Travel	-0-	-0-	-0-
29	3. All Others			
30	i. Contr. Serv.	-0-	-0-	-0-
31	ii. OCE	-0-	-0-	-0-

1	iii. Fixed Assets	-0-	-0-	-0-
2	Sub-Total	39,791.64	-0-	39,791.64
3	X. FY17 State System Development Initiative (SSDI)			
4	1. Personnel	4,788.00	-0-	4,788.00
5	2. Travel	-0-	-0-	-0-
6	3. All Others			
7	i. Contr. Serv.	-0-	-0-	-0-
8	ii. OCE	-0-	-0-	-0-
9	iii. Fixed Assets	-0-	-0-	-0-
10	Sub-Total	4,788.00	-0-	4,788.00
11	Y. SPF PFS/MechitiwNoomanei Project			
12	1. Personal	-0-	-0-	-0-
13	2. Travel	-0-	-0-	-0-
14	3. All Others			
15	i. Contr. Serv.	-28,450.00	-0-	28,450.00
16	ii. OCE	23,935.00	-0-	23,935.00
17	iii. Fixed Assets	1,050.00	-0-	1,050.00
18	Sub-Total	53,435.00	-0-	53,435.00
19	Z. SPF;PES/UYA			
20	1. Personal	-0-	-0-	-0-
21	2. Travel	-0-	-0-	-0-
22	3. All Others			
23	i. Contr. Serv.	15,300.00	-0-	15,300.00
24	ii. OCE	14,188.00	-0-	14,188.00
25	iii. Fixed Assets	540.00	-0-	540.00
26	Sub-Total	60,028.00	-0-	60,028.00
27	AA. SPFPES/FefanSapeta Youth Center Museum			
28	1. Personal	-0-	-0-	-0-
29	2. Travel	-0-	-0-	-0-
30	3. All Others			
31	i. Contr. Serv.	19,200.00	-0-	19,200.00

1	ii. OCE	32,503.00	-0-	32,503.00
2	iii. Fixed Assets	-0-	-0-	-0-
3	<i>Sub-Total</i>	<i>51,703.00</i>	<i>-0-</i>	<i>51,703.00</i>
4	BB. SPF PES/North Star			
5	1. Personal	-0-	-0-	-0-
6	2. Travel	-0-	-0-	-0-
7	3. All Others			
8	i. Contr. Serv.	13,400.00	-0-	13,400.00
9	ii. OCE	-17,508.00	-0-	17,508.00
10	iii. Fixed Assets	5,100.00	-0-	5,100.00
11	<i>Sub-Total</i>	<i>36,008.00</i>	<i>-0-</i>	<i>36,008.00</i>
12	CC. SPF PES/PPO Youth Drug Prevention			
13	1. Personal	-0-	-0-	-0-
14	2. Travel	-0-	-0-	-0-
15	3. All Others			
16	i. Contr. Serv.	30,000.00	-0-	30,000.00
17	ii. OCE	44,397.00	-0-	44,397.00
18	iii. Fixed Assets	4,569.00	-0-	4,569.00
19	<i>Sub-Total</i>	<i>78,966.00</i>	<i>-0-</i>	<i>78,966.00</i>
20	DD. SPF PES/Re-South Remedy			
21	1. Personal	-0-	-0-	-0-
22	2. Travel	-0-	-0-	-0-
23	3. All Others			
24	i. Contr. Serv.	21,100.00	-0-	21,100.00
25	ii. OCE	17,734.00	-0-	17,734.00
26	iii. Fixed Assets	1,500.00	-0-	1,500.00
27	<i>Sub-Total</i>	<i>40,334.00</i>	<i>-0-</i>	<i>40,334.00</i>
28	EE. FY17 Special Education			
29	1. Personal	680,000	-0-	680,000
30	2. Travel	72,500	-0-	72,500
31	3. All Others			

1	i. Contr. Serv.	57,642	-0-	57,642
2	ii. OCE	49,891	-0-	49,891
3	iii. Fixed Assets	35,000	-0-	35,000
4	Sub-Total	895,033	-0-	895,033
5	FF. FY17 Strategic Prevention Framework			
6	1. Personal	42,408.00	-0-	42,408.00
7	2. Travel	-0-	-0-	-0-
8	3. All Others			
9	i. Contr. Serv.	-0-	-0-	-0-
10	ii. OCE	14,192.00	-0-	14,192.00
11	iii. Fixed Assets	-0-	-0-	-0-
12	Sub-Total	56,600.00	-0-	56,600.00
13	III.FY17 Diabetes Prevention			
14	1. Personal	-0-	-0-	-0-
15	2. Travel	-0-	360	360
16	3. All Others			
17	i. Contr. Serv.	-0-	-0-	-0-
18	ii. OCE	-0-	3,412	3,412
19	iii. Fixed Assets	-0-	-0-	-0-
20	Sub-Total	-0-	3,772	3,772
21	GG. FY17 IMMUNIZATION AND VACCINES			
22	1. Personal	177,812	-0-	177,812
23	2. Travel	25,000	-0-	25,000
24	3. All Others			
25	i. Contr. Serv.	22,500	-0-	22,500
26	ii. OCE	50,000	-0-	50,000
27	iii. Fixed Assets	-0-	-0-	-0-
28	Sub-Total	275,312	-0-	275,312
29	HH. FY 17 Community Mental Health Services			
30	1. Personal	-0-	-0-	-0-
31	2. Travel	-0-	-0-	-0-

1	3. All Others			
2	i. Contr. Serv.	-0-	-0-	-0-
3	ii. OCE	11,252	-0-	11,252
4	iii. Fixed Assets	-0-	-0-	-0-
5	Sub-Total	11,252	-0-	11,252
6	II. Strategic Prevention Framework Partnership For Success (SPF			
7	PFS)			
8	1. Personal	-0-	-0-	-0-
9	2. Travel	-0-	-0-	-0-
10	3. All Others			
11	i. Contr. Serv.	-0-	-0-	-0-
12	ii. OCE	11,000	-0-	11,000
13	iii. Fixed Assets	10,000	-0-	10,000
14	Sub-Total	21,000	-0-	21,000
15	Total Other Programs	\$18,413,552.98	\$1,448,650	\$19,862,202.98
16	GRAND TOTAL	\$45,432,240.98	\$8,641,211	\$54,073,451.98


17 a) **Administration.** The sum appropriated by this Act shall be administered by and
18 is allotted to the Governor, or his designees, who shall be responsible to the
19 Legislature and the grant donors to ensure that the funds are expended and implemented
20 solely for the specific purpose, and conditions of which each grant was awarded and in
21 accordance with the State Financial Management Act and regulations, and that no
22 obligations are incurred in excess of the sum of the grant appropriated. These funds shall
23 remain available to be used and expended in accordance with terms and conditions of
24 which it was issued, and with respect to grant expiration. An allottee shall only expend
25 funds after the relevant advice of allotment for a grant award is received by the appropriate
26 division in the Department of Administrative Services. FURTHER, the allocation and
27 specific uses of these funds shall be obligated and expended in accordance with the grants
28 worksheets and awards. FURTHER, the budget worksheets are hereby made a part of this
29 Act, and expenditures of funds may not exceed the allocations and specific purposes
30 shown therein, unless this Act is amended by the Legislature to provide for a greater
31 amount of allocations.

1 b)Reporting. The Governor, or his designees, shall submit a written report to the
2 Legislature on or before September 30, 2017, which shall;

3 i) Provide for the full disclosure of the obligations incurred against the sum
4 automatically appropriated by this Act and indicated status of the funds as
5 of September 30, 2017, and


6 ii) Indicate the planned use, of the remaining balance of the said funds, if
7 there is any.


8 Section 8. Effective Date. This Act shall take effect upon approval by the
9 Governor, or upon its becoming law without such approval.

Sign by: 
Mark Mailo, President
House of Senate
Chuuk State Legislature

Date: 05/31/17

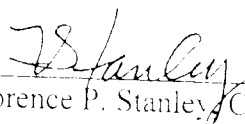
Attested by:



Songkinita Bossy, Chief Clerk
House of Senate
Chuuk State Legislature


Innocente I. Oneisom, Speaker
House of Representatives
Chuuk State Legislature

Attested by:

Date: 5/31/17


Florence P. Stanley, Chief Clerk
House of Representatives
Chuuk State Legislature

Approved by: 
Johnson Ekimo, Governor
Chuuk State

Date: 6-2-17

History	S.B. NO.	:	14-05;SD2;HD1;JCC1
	S.C.R NO.	:	14-1R-03
	H.C.R NO.	:	14-1R-02
	JCCR NO.	:	141R-02
	Introducer	:	Floor Leader Nelson Stephen (BR)
	Date Introduced	:	May 2, 2017
	Senate Second & Final Rdg. Passed	:	May 19, 2017
	House Second & Final Rdg. Passed	:	May 24, 2017
	Adopted/Passed	:	May 29, 2017